

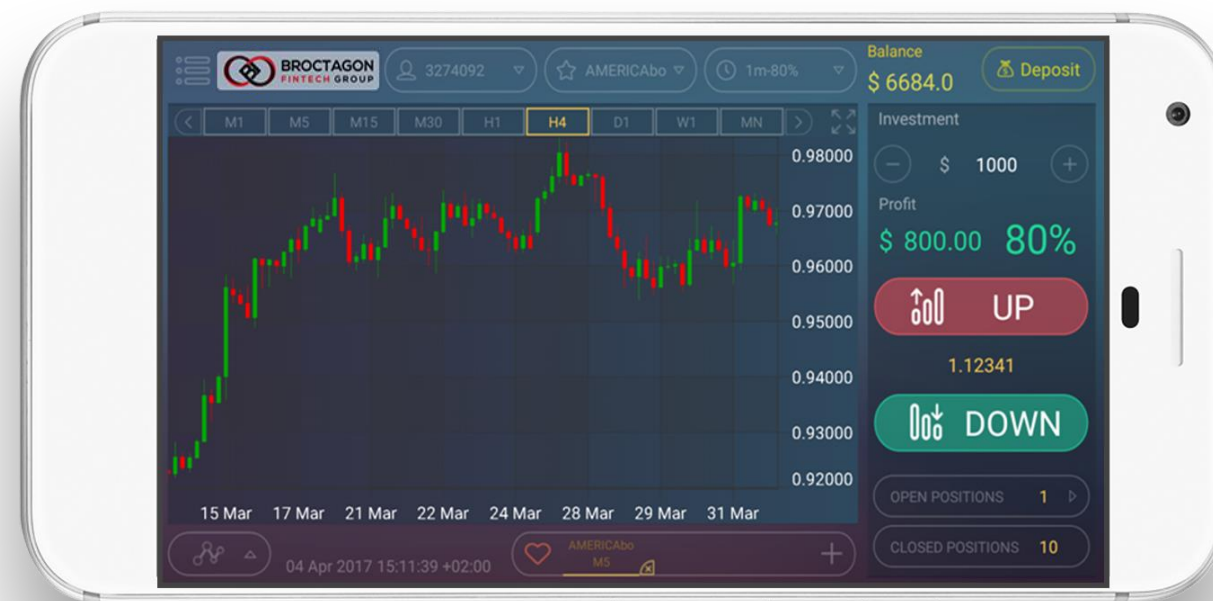
High Performance rendering of Large Datasets on iOS&Android

Customer

Broctagon Solutions

Industry

Financial & Technological Solutions



Background

Broctagon Solutions, part of the Broctagon Fintech Group is a conglomerate with a specific focus on financial and technological solutions. Broctagon Solutions specializes as a brokerage solutions provider.

Broctagon was founded on the belief that the derivatives industry was in an evident need for a better Derivatives trading platform. One that was more comprehensive, sophisticated and secured. Capable of aiding traders in realizing their full potential.

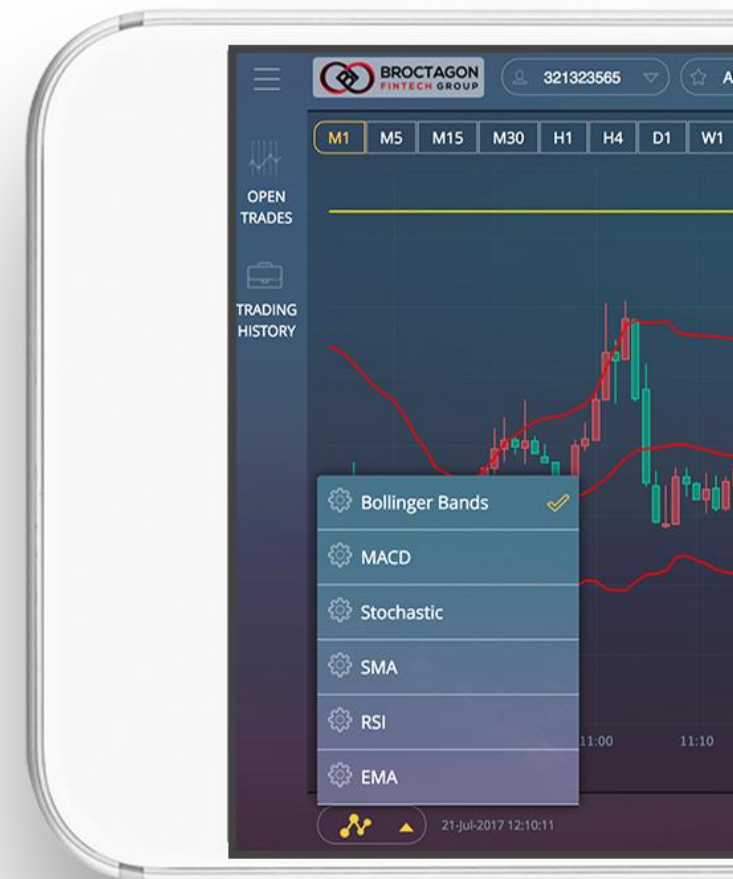
Broctagon touts the game changing MT4 FX Derivatives technology which is fully integrated to the well regarded MetaTrader platform.

Prior to SciChart

Broctagon initially ran on MPAndroidChart, an open source charting solution, that:

- **was not supporting “Live Plotting”**
- **lacked fast realtime performance**
- **suffered from UI unresponsiveness and**
- **lacked visual smoothness.**

Set on ensuring the best end user experience, Broctagon came across SciChart’s high performance Android Charting solution and began solving their problems.



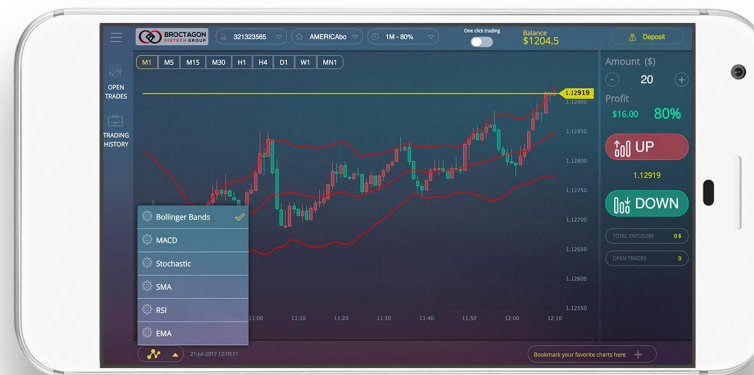
Data Visualization, How Do They Do It?

OHLC charts used for specific time spans and **Candlesticks** for data representation alongside;

Tooltips used to display text information such as, Open Price, Close Price and Low Price on tap specific to the date and time.

Annotation API permitted Broctagon to create their own text annotations, buys/sell markers, Wboxes and lines.

The ChartModifier API increased scrolling, panning, zooming, series selection, rollover and hit test functionality as well as allowing custom touch interactions with annotations.



How did SciChart revamp Broctagons' application

Broctagon was able to **render large Datasets in Realtime** with increased performance with SciChart Android Library.

Broctagon **customized** the app with SciChart's extensive themes.

Broctagon let their users **stack multiple abscissa and ordinates** together on charts with multiple axis, namely CategoryDate-TimeAxis, Date-TimeAxis and NumericAxis.

Finally, **the iOS and JAVA Android Charts performance** was enhanced with its hybrid end-to-end optimization and resampling algorithms, OpenGL ES rendering engine and Objective C interop (iOS)/C++ or NDK interop (Android).

See more: <https://broctagongroup.com/>



About SciChart

SciChart is a cross-platform WPF, iOS, Android and Xamarin Scientific & Financial Charting Library.

SciChart supports rendering of complex, interactive, real-time charts with many millions of data points for demanding scientific, medical and financial applications and embedded systems that require high performance, rich interaction and smooth updates.

SciChart Ltd

16 Beaufort Court, Admirals Way,
Docklands. E14 9XL. London.
United Kingdom

Web: <https://www.scichart.com>
Contact us at: sales@scichart.com

